


# Female Style 1/2 R Press-Fit



## Series 8478 – 3 rows (3 x 16) Inverted




Contact Design and Termination Length	Number of Contacts	Loading Description	Part Number Performance classes according to DIN 41612	
			II	I
<b>for ≥ 2.4 mm PCB's</b> 0.6 x 0.6 mm Post Profile 5.3 mm (Y) Right Angled	48	a + b + c fully loaded	20 8478 048 001 025	20 8478 048 001 049
			20 8478 048 001 026	20 8478 048 001 050
<b>for 1.6 mm PCB's</b> 0.6 x 0.6 mm Post Profile 2.9 mm (Y) Right Angled	48	a + b + c fully loaded	20 8478 048 031 025	20 8478 048 031 049
			20 8478 048 031 026	20 8478 048 031 050

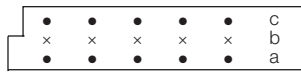
NB: Alternative Prefix Variations Available: 22, please refer to Page 10.

Additional Plating & Loading Variations: Please contact your local AVX sales office or distributor.

### LOADING DESCRIPTION

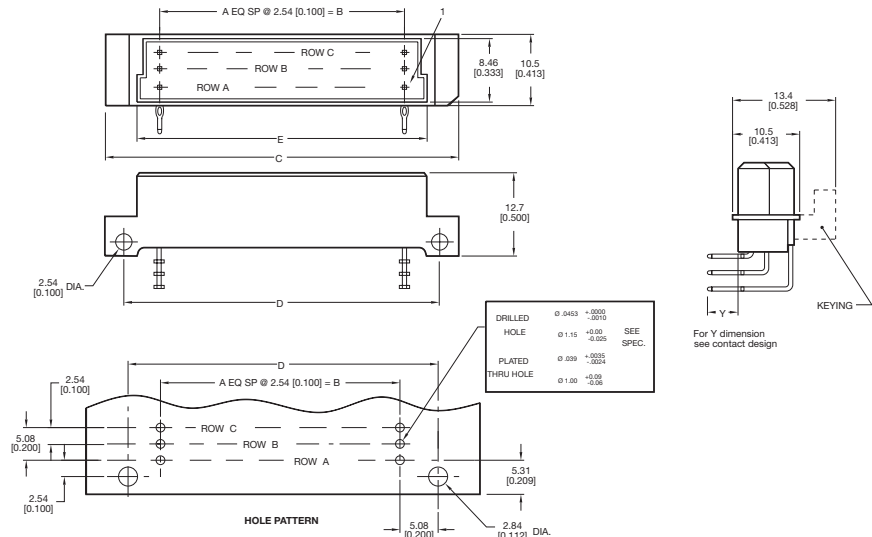


48 contacts, rows a + b + c fully loaded



32 contacts, rows a + c fully loaded

### DIMENSIONS



Assembly Tool: 06 8478 8471 00 000 (see page 67)

Unit: millimeters (inches)

No. Contact Positions	Contact Rows	A	B	C	D	E
48	3 (3 x 16)	31	38.10 (1.500)	53.90 (2.122)	48.26 (1.900)	44.30 (1.744)